

































Coaxial Isolator 20MHz to 26.5GHz

- Good temperature behavior,high aseismatic capability.
- Low insertion loss,high power handling,low IMD design.
- Meet RoHS standard, high quality,low price,fast delivery.
- Commercial, military and space applications.
- May according to demand making to order.
- One year standard limited warranty.



Part Number	Frequency Range (GHz)	Bandwidth Max. (MHz)	Insertion Loss Max.(dB)	Isolation Min. (dB)	VSWR Max.	FWD/REV Power (W)	Dimension L×W×H (mm)	Connector Type	Temp. Range (°C)	Spec
SS-CI8080A	0.028-0.04	2	2.1	16	1.45	50/50	80×80×26	N/SMA	+10~+60	
	0.04-0.07	3	1.5	17	1.35					
SS-CI6060A	0.07-0.08	Full	0.8	20	1.25	100/30	60×60×27.5	N/SMA	-20~+65	
	0.08-0.12	10	0.6	20	1.25					
	0.12-0.22	30	0.6	20	1.25					
	0.087-0.108	Full	0.6	20	1.25					
	0.085-0.135	Full	1.2	18	1.3					
	0.13-0.18	Full	0.8	18	1.3					
SS-CI6075A	0.07-0.08	Full	0.8	20	1.25	100/100	60×75×27.5	N/SMA	-20~+65	
	0.08-0.12	10	0.6	20	1.25					
	0.12-0.22	30	0.6	20	1.25					
	0.087-0.108	Full	0.6	20	1.25					
	0.085-0.135	Full	1.2	18	1.3					
	0.13-0.18	Full	0.8	18	1.3					
SS-CI5257A	0.17-0.22	10	0.5	20	1.2	300/30	52×57.5×22	N/SMA	-30~+70	
	0.22-0.3	30	0.5	20	1.2					
SS-CI5277A	0.17-0.22	10	0.5	20	1.2	300/150	52×77.5×22	N/SMA	-30~+70	
	0.22-0.3	30	0.5	20	1.2					
SS-CI4550A	0.24-0.28	10	0.6	20	1.25	300/30	45×50×26	N/SMA	-30~+70	
	0.28-0.35	20	0.4	23	1.2					
	0.35-0.45	30	0.3	23	1.2					
	0.45-1.3	100	0.3	23	1.2					
	0.69-1.0	Full	0.7	17	1.3					
	0.7-1.0	Full	0.6	18	1.3					
SS-CI4562A	0.24-0.28	10	0.6	20	1.25	300/150	45×62.7×26	N/SMA	-30~+70	
	0.28-0.35	20	0.4	23	1.2					
	0.35-0.45	30	0.3	23	1.2					
	0.45-1.3	100	0.3	23	1.2					
	0.69-1.0	Full	0.7	17	1.3					
	0.7-1.0	Full	0.6	18	1.3					
SS-CI4878A	0.28-0.45	30	0.3	23	1.2	400/250	48×78×26	N/SMA	-30~+70	
	0.45-1.3	100	0.4	20	1.2					

Part Number	Frequency Range (GHz)	Bandwidth Max. (MHz)	Insertion Loss Max.(dB)	Isolation Min. (dB)	VSWR Max.	FWD/REV Power (W)	Dimension L×W×H (mm)	Connector Type	Temp. Range (°C)	Spec
SS-CI3538A	0.3-0.4	20	0.4	20	1.25	300/30	35×38×15	N/SMA	-30~+70	
	0.4-0.6	30	0.3	23	1.2					
	0.38-0.46	Full	0.5	18	1.3					
	0.5-1.3	100	0.4	20	1.25					
	0.7-1.9	200	0.5	20	1.25					
SS-CI3548A	0.3-0.4	20	0.4	20	1.25	300/100	35×48×15	N/SMA	-30~+70	
	0.4-0.6	30	0.3	23	1.2					
	0.38-0.46	Full	0.5	18	1.3					
	0.5-1.3	100	0.4	20	1.25					
	0.7-1.9	200	0.5	20	1.25					
SS-CI2528A	0.6-1.0	30	0.3	23	1.2	200/30	25.4×28.5×15	N/SMA	-30~+70	
	1.0-3.1	100	0.3	23	1.2					
	1.3-3.1	200	0.4	20	1.2					
	1.7-2.2	Full	0.6	18	1.3					
	2.0-2.7	Full	0.5	18	1.3					
SS-CI1825A	2.0-4.0	200	0.3	23	1.2	100/20	18×25.5×13.8	N/SMA	-30~+70	
		300	0.35	20	1.25					
SS-CI1522A	3.5-7.0	300	0.3	23	1.2	60/20	15×22.5×13.8	N/SMA	-30~+70	
		600	0.4	20	1.25					
SS-CI1220A	7.0-20.0	500	0.3	23	1.2	60/5	12×20×13	SMA	-30~+70	
		2000	0.4	20	1.25					
SS-CI3434A	0.7-0.9	Full	0.5	18	1.3	200/30	34×34×22	N/SMA	-30~+70	
		0.8-1.0	Full	0.4	20					
SS-CI7071A	0.8-2.0	Full	1.3	13	1.6	300/30	70×71×27.4	N/SMA	+10~+70	
SS-CI6466A	1-2	Full	0.6	17	1.4	100/30	64×66×26	N/SMA	+10~+70	
SS-CI7071B	1-2	Full	0.7	16	1.4	300/30	70×71×27.4	N/SMA	+10~+70	
SS-CI5049A	1.35-2.7	Full	0.7	16	1.35	200/20	50.8×49.5×19	N/SMA	-10~+70	
SS-CI5049B	1.5-3.0	Full	0.5	17	1.35	200/20	50.8×49.5×19	N/SMA	-10~+70	
SS-CI4040A	1.7-3.5	Full	0.7	17	1.4	200/20	40×40×20	N/SMA	-10~+70	
SS-CI3234A	2-4	Full	0.6	18	1.3	100/20	32×34×21	N/SMA	+10~+70	
SS-CI6236B	2-6	Full	1.5	15	1.6	100/20	62×36.6×19.4	N/SMA	+10~+70	
SS-CI6236A	2-8	Full	1.5	14	1.6	100/20	62×36.6×19.4	N/SMA	+10~+70	

Part Number	Frequency Range (GHz)	Bandwidth Max. (MHz)	Insertion Loss Max.(dB)	Isolation Min. (dB)	VSWR Max.	FWD/REV Power (W)	Dimension L×W×H (mm)	Connector Type	Temp. Range (°C)	Spec
SS-CI3234B	2.2-4.5	Full	0.6	16	1.4	100/20	32x34x21	N/SMA	+10~+70	
SS-CI2528B	3-6	Full	0.5	18	1.3	100/20	25.4x28x14	N/SMA	-30~+70	
SS-CI2122A	4-8	Full	0.6	18	1.3	60/20	21x22.5x15	N/SMA	-30~+70	
SS-CI1621A	6-18	Full	1.5	11	1.8	60/10	19x21.5x14	SMA	-30~+70	
SS-CI1319A	8-12	Full	0.5	18	1.3	60/5	13x19x12.7	SMA	-30~+70	
SS-CI1621B	8-18	Full	0.8	16	1.45	60/10	19x21.5x14	SMA	-30~+70	
SS-CI1220B	12-18	Full	0.6	18	1.35	60/5	12x20x13	SMA	-30~+70	
SS-CI1024A	18-26.5	Full	1.5	17	1.5	10/1	10x24x9.3	SMA	-40~+70	

- * Please specifies frequency range and power when you put order.
- * The narrower frequency range you choose, the higher performance and lower cost you can expect.
- * If your requirement not in list, we still can make it, please contact us.