











































## Drop-in Isolator 20MHz to 26.5GHz

- Good temperature behavior,high aseismic capability.
- Low insertion loss,high power handling,low IMD design.
- Meet RoHS standard, high quality,low price,fast delivery.
- Commercial, military and space applications.
- May according to demand making to order.
- One year standard limited warranty.



Part Number	Frequency Range (GHz)	Bandwidth Max. (MHz)	Insertion Loss Max.(dB)	Isolation Min. (dB)	VSWR Max.	FWD/REV Power (W)	Dimension L×W×H (mm)	Temp. Range (°C)	Spec																																																																																																																																																																					
SS-DI8080A	0.028-0.04	2	2.1	16	1.45	50/50	80×80×26	+10~+60																																																																																																																																																																						
	0.04-0.07	3	1.5	17	1.35					SS-DI6060A	0.07-0.08	Full	0.8	20	1.25	100/30	60×60×27.5	-20~+65		0.08-0.12	10	0.6	20	1.25	0.12-0.22	30	0.6	20	1.25	0.087-0.108	Full	0.6	20	1.25	0.085-0.135	Full	1.2	18	1.3	0.13-0.18	Full	0.8	18	1.3	SS-DI6075A	0.07-0.08	Full	0.8	20	1.25	100/100	60×75×27.5	-20~+65		0.08-0.12	10	0.6	20	1.25	0.12-0.22	30	0.6	20	1.25	0.087-0.108	Full	0.6	20	1.25	0.085-0.135	Full	1.2	18	1.3	0.13-0.18	Full	0.8	18	1.3	SS-DI5257A	0.17-0.22	10	0.5	20	1.2	300/30	52×57.5×22	-30~+70		0.22-0.3	30	0.5	20	1.2	SS-DI5277A	0.17-0.22	10	0.5	20	1.2	300/150	52×77.5×22	-30~+70		0.22-0.3	30	0.5	20	1.2	SS-DI4550A	0.24-0.28	10	0.6	20	1.25	300/30	45×50×16.5	-30~+70		0.28-0.35	20	0.4	23	1.2	0.35-0.45	30	0.3	23	1.2	0.45-1.3	100	0.3	23	1.2	0.69-1.0	Full	0.7	17	1.3	0.7-1.0	Full	0.6	18	1.3	SS-DI4558A	0.24-0.28	10	0.6	20	1.25	300/150	45×58×16.5	-30~+70		0.28-0.35	20	0.4	23	1.2	0.35-0.45	30	0.3	23	1.2	0.45-1.3	100	0.3	23	1.2	0.69-1.0	Full	0.7	17	1.3
SS-DI6060A	0.07-0.08	Full	0.8	20	1.25	100/30	60×60×27.5	-20~+65																																																																																																																																																																						
	0.08-0.12	10	0.6	20	1.25																																																																																																																																																																									
	0.12-0.22	30	0.6	20	1.25																																																																																																																																																																									
	0.087-0.108	Full	0.6	20	1.25																																																																																																																																																																									
	0.085-0.135	Full	1.2	18	1.3																																																																																																																																																																									
	0.13-0.18	Full	0.8	18	1.3																																																																																																																																																																									
SS-DI6075A	0.07-0.08	Full	0.8	20	1.25	100/100	60×75×27.5	-20~+65																																																																																																																																																																						
	0.08-0.12	10	0.6	20	1.25																																																																																																																																																																									
	0.12-0.22	30	0.6	20	1.25																																																																																																																																																																									
	0.087-0.108	Full	0.6	20	1.25																																																																																																																																																																									
	0.085-0.135	Full	1.2	18	1.3																																																																																																																																																																									
	0.13-0.18	Full	0.8	18	1.3																																																																																																																																																																									
SS-DI5257A	0.17-0.22	10	0.5	20	1.2	300/30	52×57.5×22	-30~+70																																																																																																																																																																						
	0.22-0.3	30	0.5	20	1.2																																																																																																																																																																									
SS-DI5277A	0.17-0.22	10	0.5	20	1.2	300/150	52×77.5×22	-30~+70																																																																																																																																																																						
	0.22-0.3	30	0.5	20	1.2																																																																																																																																																																									
SS-DI4550A	0.24-0.28	10	0.6	20	1.25	300/30	45×50×16.5	-30~+70																																																																																																																																																																						
	0.28-0.35	20	0.4	23	1.2																																																																																																																																																																									
	0.35-0.45	30	0.3	23	1.2																																																																																																																																																																									
	0.45-1.3	100	0.3	23	1.2																																																																																																																																																																									
	0.69-1.0	Full	0.7	17	1.3																																																																																																																																																																									
	0.7-1.0	Full	0.6	18	1.3																																																																																																																																																																									
SS-DI4558A	0.24-0.28	10	0.6	20	1.25	300/150	45×58×16.5	-30~+70																																																																																																																																																																						
	0.28-0.35	20	0.4	23	1.2																																																																																																																																																																									
	0.35-0.45	30	0.3	23	1.2																																																																																																																																																																									
	0.45-1.3	100	0.3	23	1.2																																																																																																																																																																									
	0.69-1.0	Full	0.7	17	1.3																																																																																																																																																																									
	0.7-1.0	Full	0.6	18	1.3																																																																																																																																																																									

Part Number	Frequency Range (GHz)	Bandwidth Max. (MHz)	Insertion Loss Max.(dB)	Isolation Min. (dB)	VSWR Max.	FWD/REV Power (W)	Dimension L×W×H (mm)	Temp. Range (°C)	Spec
SS-DI3538A	0.3-0.4	20	0.4	20	1.25	300/30	35×38×13	-30~+70	
	0.4-0.6	30	0.3	23	1.2				
	0.38-0.46	Full	0.5	18	1.3				
	0.5-1.3	100	0.4	20	1.25				
	0.7-1.9	200	0.5	20	1.25				
SS-DI3546A	0.3-0.4	20	0.4	20	1.25	300/150	35×46×13	-30~+70	
	0.4-0.6	30	0.3	23	1.2				
	0.38-0.46	Full	0.5	18	1.3				
	0.5-1.3	100	0.4	20	1.25				
	0.7-1.9	200	0.5	20	1.25				
SS-DI2525C	0.41-0.5	10	0.5	20	1.25	200/30	25.4×25.4×10	-30~+70	
	0.49-0.6	20	0.5	20	1.25				
	0.6-1.0	30	0.3	23	1.2				
	1.0-3.1	100	0.3	23	1.2				
	1.3-3.1	200	0.4	20	1.2				
	2.7-3.1	Full	0.4	20	1.25				
SS-DI2531C	0.41-0.5	10	0.5	20	1.25	200/100	25.4×31.7×10	-30~+70	
	0.49-0.6	20	0.5	20	1.25				
	0.6-1.0	30	0.3	23	1.2				
	1.0-3.1	100	0.3	23	1.2				
	1.3-3.1	200	0.4	20	1.2				
	2.7-3.1	Full	0.4	20	1.25				
SS-DI2531A	0.6-2.2	25	0.3	23	1.2	200/100	25.4×31.8×6	-30~+70	
		50	0.35	20	1.25				
SS-DI2020A	0.8-1.0	40	0.3	23	1.2	60/20	20×20×8.6	-30~+70	
	1.0-3.0	100	0.3	23	1.2				
	1.5-3.0	200	0.3	23	1.2				
SS-DI2027A	0.8-1.0	40	0.3	23	1.2	60/60	20×27.5×8.6	-30~+70	
	1.0-3.0	100	0.3	23	1.2				
	1.5-3.0	200	0.4	20	1.25				
SS-DI1925A	1.5-2.0	100	0.35	23	1.2	60/60	19×25.4×9	-30~+70	
		200	0.3	23	1.2				
SS-DI1919A	1.5-2.0	100	0.35	23	1.2	60/20	19×19×9	-30~+70	
		200	0.3	23	1.2				
SS-DI1919B	3.0-4.0	100	0.3	23	1.2	60/20	19×19×7.5	-30~+70	
		500	0.4	20	1.25				
SS-DI1220A	4.9-7.0	300	0.3	23	1.2	60/20	12×20×8	-30~+70	
		600	0.4	20	1.25				
SS-DI815A	7-20	300	0.3	23	1.2	30/5	8.9×15×7.8	-30~+70	
		1000	0.4	20	1.2				
SS-DI7071A	0.8-2.0	Full	1.3	13	1.6	300/30	70×71×27.4	+10~+70	

Part Number	Frequency Range (GHz)	Bandwidth Max. (MHz)	Insertion Loss Max.(dB)	Isolation Min. (dB)	VSWR Max.	FWD/REV Power (W)	Dimension L×W×H (mm)	Temp. Range (°C)	Spec
SS-DI6466A	1-2	Full	0.6	17	1.4	100/30	64×66×26	+10~+70	
SS-DI7071B	1-2	Full	0.7	16	1.4	300/30	70×71×27.4	+10~+70	
SS-DI5049A	1.35-2.7	Full	0.7	16	1.35	200/20	50.8×49.5×19	-10~+70	
SS-DI5049B	1.5-3.0	Full	0.5	17	1.35	200/20	50.8×49.5×19	-10~+70	
SS-DI4040A	1.7-3.5	Full	0.7	17	1.4	200/20	40×40×20	-10~+70	
SS-DI3234A	2-4	Full	0.6	18	1.3	100/20	32×34×21	+10~+70	
SS-DI6236B	2-6	Full	1.5	15	1.6	100/20	62×36.6×19.4	+10~+70	
SS-DI6236A	2-8	Full	1.5	14	1.6	100/20	62×36.6×19.4	+10~+70	
SS-DI3234B	2.2-4.5	Full	0.6	16	1.4	100/20	32×34×21	+10~+70	
SS-DI2528A	3-6	Full	0.5	18	1.3	100/20	25.4×28×14	-30~+70	
SS-DI2122A	4-8	Full	0.6	18	1.3	60/20	21×22.5×15	-30~+70	
SS-DI1621A	6-18	Full	1.5	11	1.8	60/10	19×21.5×14	-30~+70	
SS-DI815B	8-12	Full	0.5	18	1.3	30/5	8.9×15×7.8	-30~+70	
SS-DI1621B	8-18	Full	0.8	16	1.45	60/10	19×21.5×14	-30~+70	
SS-DI815C	12-18	Full	0.6	18	1.35	30/5	8.9×15×7.8	-30~+70	
SS-DI1024A	18-26.5	Full	1.5	17	1.5	10/1	10×24×9.3	-40~+70	

\* Please specifies frequency range and power when you put order.  
 \* The narrower frequency range you choose, the higher performance and lower cost you can expect.  
 \* If your requirement not in list, we still can make it, please contact us.